

# MODEL SQB SQUARE INLINE BELT DRIVE DUCT FAN

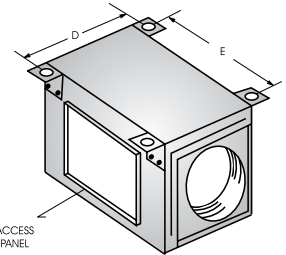
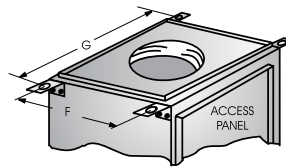
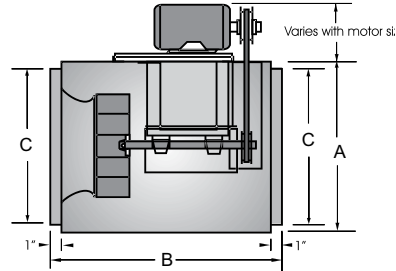


61 A Baywood Road  
Toronto, Ontario M9V 3Y8  
P: 866.733.0233 / F: 866.358.5346  
www.solerpalaucanada.com

## STANDARD FEATURES

- Non-overloading, backwardly inclined wheel.
- Spark resistant wheel on all sizes.
- Safety disconnect standard for all motors except two speed and explosion proof (shipped loose).
- Housing corrosion resistant galvanized steel.
- Heavy duty internal support structure.
- Integral duct flanges.
- UL 705 label for Electrical Safety & Reliability.

Soler&Palau  
Ventilation Group



SIZE	STANDARD DIMENSIONS (IN.)						
	A	B	C	D	E	F	G
7 & 8	15	23	11 7/8	18 1/2	19	13	19 3/4
10	17	23	13 7/8	20 1/2	19	15	21 3/4
12	21	23	17 7/8	24 1/2	19	19	25 3/4
15	24	28	21 7/8	27 1/2	24	22	28 3/4
18	28	30	23 7/8	31 1/2	26	26	32 3/4
20	32	34	27 7/8	35 1/2	30	30	36 3/4
24	39	38	34 7/8	42 1/2	34	37	43 3/4
30	44	40	39 7/8	47 1/2	36	42	48 3/4
36	52	45	47 7/8	55 1/2	41	50	56 3/4
42	58	53	53 7/8	61 1/2	49	56	62 3/4

SIZE	STANDARD MATERIAL & THICKNESS				AVG SHIP WT (LBS)	INLET OR OUTLET AREA
	GALV HOUSING GAUGE	VENTURI INLET	SHAFT DIA. (CRS)	STD WHEEL		
7 & 8	18	18	5/8	Alum	75	1.0 Sq Ft
10	18	18	5/8	Alum	85	1.36 Sq Ft
12	18	18	3/4	Alum	95	2.25 Sq Ft
15	18	18	3/4	Alum	145	3.36 Sq Ft
18	18	18	1	Alum	190	4.0 Sq Ft
20	18	18	1	Alum	220	5.45 Sq Ft
24	18	18	1 or 1 3/16	Alum	320	8.5 Sq Ft
30	16	16	1 or 1 1/2	Alum	420	11.1 Sq Ft
36	16	16	1 3/16 or 1 1/2	Alum	600	16.0 Sq Ft
42	16	16	1 1/2	Alum	725	20.25 Sq Ft

**NOTE:** Optional Mounting Brackets may be mounted on sides or ends of unit for floor, ceiling or vertical mounting.  
(ARRANGE FOR BEST USE OF ACCESS PANELS)



FAN SPECIFICATIONS									MOTOR SPECIFICATIONS				
Line	Qty.	Model No.	Tag	CFM	SP	Fan RPM	BHP	Sones	HP	Volts	Phase	Hertz	Encl
1													
2													
3													
4													
5													

ACCESSORY ITEMS	1	2	3	4	5	ACCESSORY ITEMS	1	2	3	4	5
<input type="checkbox"/>						<input type="checkbox"/>					
<input type="checkbox"/>						<input type="checkbox"/>					
<input type="checkbox"/>						<input type="checkbox"/>					
<input type="checkbox"/>						<input type="checkbox"/>					
<input type="checkbox"/>						<input type="checkbox"/>					

Project: \_\_\_\_\_ Submitted: \_\_\_\_\_  
 Customer: \_\_\_\_\_ Approved: \_\_\_\_\_  
 Location: \_\_\_\_\_