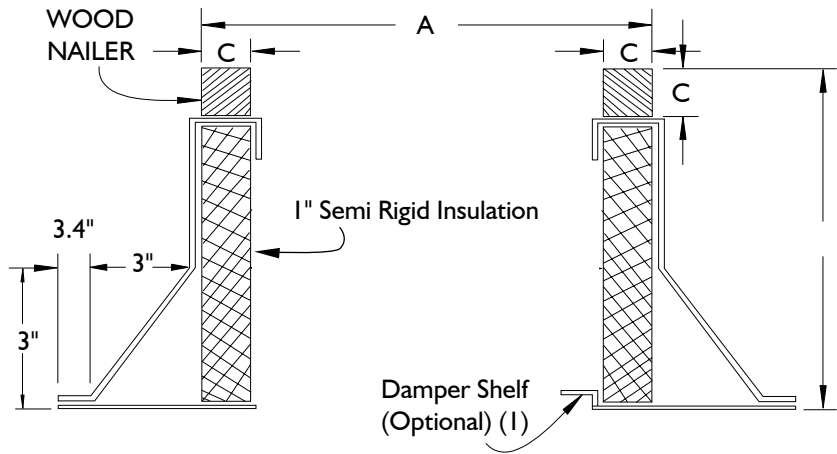


INSULATED CANTED ROOF CURB FOR GRAVITY HOODS



61 A Baywood Road
 Toronto, Ontario M9V 3Y8
 P: 866.733.0233 / F: 866.358.5346
 www.solerpalaucanada.com



"B" Curb Height - 12" STD

"C" Wood Nailer - 1 1/2" Sq

OPTIONS

1. Damper Shelf
2. Insulation retainers - solid or screen type
3. Burglar Bars - 1/2" diameter on 6" centers.
4. Finishes - baked or air-dried enamel or epoxy.
5. Heights: 8, 12, 16, 18, 20, 24" or special heights.
6. Single pitch or double pitch.
7. Aluminum construction.
8. Standard curb is "RF" roof over type.
 ("SF" available upon request)

Fan Size	Dimensions (in.)		
	RCXII Spun	RLX Louvered	Gravity Hoods BGH/AGH
4	-	Curb Cap minus 1 1/2"	Throat Size plus 7"
6	-		
8	14 3/4		
10	14-3/4		
12	22 1/4		
14	-		
15	22 1/4		
16	-		
18	27 3/4		
20	27 3/4		
24	33 3/4		
26	33 3/4		
30	40 3/4		
33	40 3/4		
36	40 3/4		
42	-		
48	-		

1. Damper shelf opening to be 1" less than damper size. Shelf must be specified if required.
2. All curbs are 18 gauge G-90 galvanized steel with continuous seams.
3. Curb extensions - add 1" to "A" dimension.

ROOF OPENING

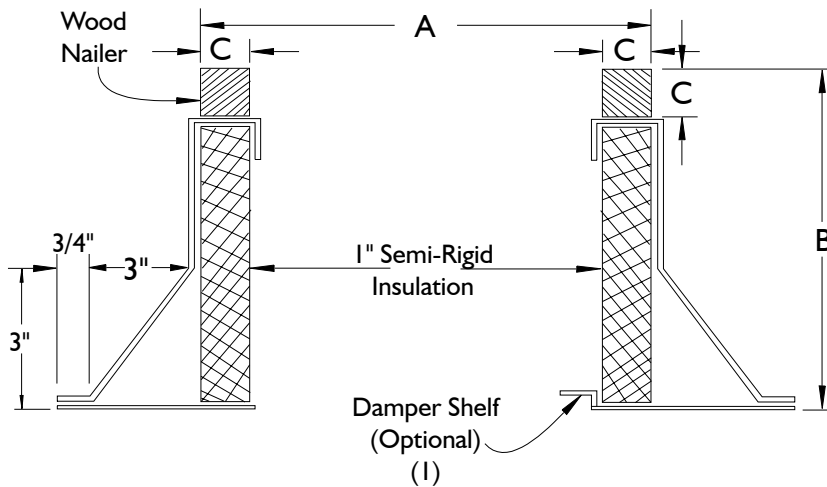
Curb O.D. (A Dimension)
 Less 3.25 inches

ACCESSORY ITEMS	1	2	3	4	5	ACCESSORY ITEMS	1	2	3	4	5
<input type="checkbox"/>						<input type="checkbox"/>					
<input type="checkbox"/>						<input type="checkbox"/>					
<input type="checkbox"/>						<input type="checkbox"/>					
<input type="checkbox"/>						<input type="checkbox"/>					
<input type="checkbox"/>						<input type="checkbox"/>					

INSULATED CANTED ROOF CURB NON-PROPELLER PRODUCTS



61 A Baywood Road
Toronto, Ontario M9V 3Y8
P: 866.733.0233 / F: 866.358.5346
www.solerpalaucanada.com



OPTIONS:

1. Damper Shelf.
2. Insulation retainers - solid or screen type.
3. Burglar bars - 1/2" dia. on 6" centers.
4. Finishes - baked or air-dried enamel or epoxy.
5. Heights: 8, 12, 16, 18, 20, 24" or special heights.
6. Single pitch or double pitch.
7. Aluminum construction.
8. Standard curb is "RF" roof over type.
("SF" available upon request)

FAN SIZE	"A" OD (Square) CURB				DB		"B" CURB HEIGHT	"C" WOOD NAILER
	TXB	TXD	RCX11	RED / LPD	FAN SIZE	CURB OD "A"		
6	-	14-3/4	-	14-3/4	6	14-3/4	12" STD	1-1/2" Sq
8	14-3/4	14-3/4	14-3/4	14-3/4	8	14-3/4		
10	14-3/4	14-3/4	14-3/4	14-3/4	9	14-3/4		
12	22-1/4	22-1/4	22-1/4	22-1/4	11	22-1/4		
15	22-1/4	22-1/4	22-1/4	22-1/4	12	22-1/4		
18	27-3/4	-	27-3/4	-	14	22-1/4		
20	-	-	27-3/4	-	16	22-1/4		
24	33-3/4	-	33-3/4	-	18	27-3/4		
26	-	-	33-3/4	-	20	27-3/4		
30	40-3/4	-	40-3/4	-	24	33-3/4		
33	-	-	40-3/4	-	30	40-3/4		
36	40-3/4	-	40-3/4	-	34	40-3/4		
42	53-1/4	-	-	-	42	53-1/4		
48	53-1/4	-	-	-	48	53-1/4		

1. Damper shelf opening to be 1" less than damper size. Shelf must be specified if required.
2. All curbs are 18 gauge G-90 galvanized steel with continuous seams.
3. See current curb submittal for all propeller fan roof curbs.

ROOF OPENING

Curb O.D. (A Dimension) Less 3.25 inches

ACCESSORY ITEMS	1	2	3	4	5	ACCESSORY ITEMS	1	2	3	4	5
<input type="checkbox"/>						<input type="checkbox"/>					
<input type="checkbox"/>						<input type="checkbox"/>					
<input type="checkbox"/>						<input type="checkbox"/>					
<input type="checkbox"/>						<input type="checkbox"/>					
<input type="checkbox"/>						<input type="checkbox"/>					

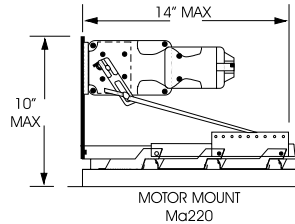
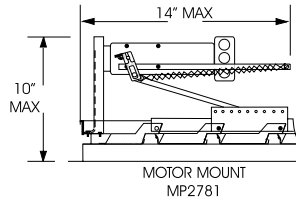
Project: _____ Submitted: _____
 Customer: _____ Approved: _____
 Location: _____

BACKDRAFT DAMPERS FOR ROOF MOUNTED SUPPLY FANS



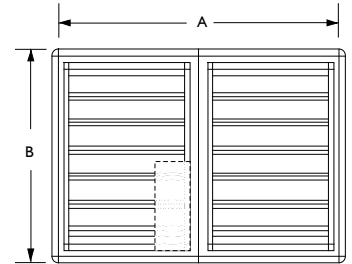
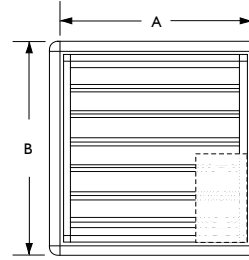
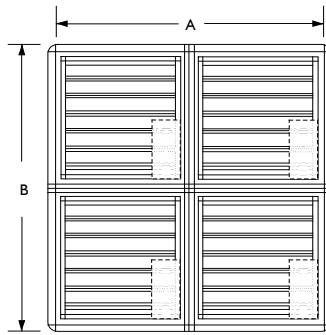
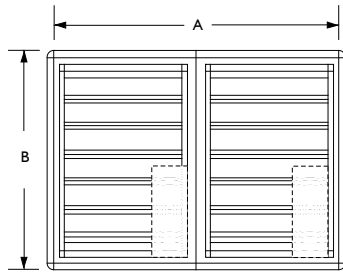
61 A Baywood Road
Toronto, Ontario M9V 3Y8
P: 866.733.0233 / F: 866.358.5346
www.solerpalaucanada.com

Soler&Palau
Ventilation Group



NOTE

Counter balance weight kits are required on all supply dampers (gravity or motor operated).



PLAN VIEW (TOP)

STANDARD SPECIFICATIONS:

Maximum Face Velocity: 3000 fpm.
Temperature limits: -40°F to 200°F (-40°C to 94°C)
Minimum Size: 8 x 8

Size: Single section: 42 x 64 Max W/H
Multiple section assembly - Unlimited size.

Frame: 20 gauge galvanized steel.
Blades: .025 thick aluminum.
HD 28 gauge galvanized steel.
Seals: Extruded vinyl mechanically locked into blades.
Axles: Stainless Steel.
Linkage: Stainless steel pins, galvanized steel tie bar.
Finish: Mill.

NOTES:

- (1) Do not mount fan less than 12 inches from the shutter.
- (2) Motors available in 24V, 120V, 240V & 440V.
- (3) Dampers shipped in individual cartons.
- (4) Motors and spring kits ship separately.
- (5) Center-pivoted dampers must be used on reversible fans.
- (6) Multiple section assemblies may require bracing to support the weight of the assembly and to hold against system pressure. **BRACING SUPPLIED BY OTHERS.**
- (7) Multiple section dampers are factory joined (except 72" and larger).

CAUTION: Motor kits are not suitable for use in explosive or flammable areas or airflows.

FAN SIZE	CENTRIFUGAL ROOF FANS						PROP ROOF FANS				ARS A Sq	MOTOR TYPE		PANELS (DETAIL)
	LSF, CSF & KSF		SRT		RCXII		HRSB, HRSBF, HRSDF, HRSDF		TYPE	QTY				
	A Sq SIZE	B Sq OD FLANGE	A Sq SIZE	B Sq FLANGE	A Sq SIZE	B Sq OD FLANGE	A Sq SIZE	B Sq OD FLANGE						
6 or 8	-	-	-	-	8	10-1/2	-	-	-	MP2781	1	1		
9	16	18-1/2	-	-	-	-	-	-	-	MP2781	1	1		
10	20	22-1/2	8	10-1/2	8	10-1/2	-	-	14	MP2781	1	1		
12	20	22-1/2	-	-	15	17-1/2	-	-	18	MP2781	1	1		
15	24	26-1/2	-	-	15	17-1/2	-	-	-	MP2781	1	1		
16	-	-	-	-	-	-	-	-	22	MP2781	1	1		
18	27	29-1/2	-	-	21	23-1/2	-	-	-	MP2781	1	1		
20	42	44-1/2	-	-	21	23-1/2	-	-	26	MP2781	1	1		
24/26	-	-	-	-	27	29-1/2	26	28-1/2	-	MP2781	1	1		
30/33	-	-	-	-	34	36-1/2	32	34-1/2	-	MP2781	1	1		
36	-	-	-	-	34	36-1/2	38	40-1/2	-	MP2781	1	1		
42	-	-	-	-	-	-	44	46-1/2	-	MA220	1	2		
48	-	-	-	-	-	-	50	52-1/2	-	MA220	1	2		
54	-	-	-	-	-	-	56	58-1/2	-	MA220	1	2		
60	-	-	-	-	-	-	62	65-1/2	-	MA220	1	2		
72	-	-	-	-	-	-	76	78-1/2	-	MP2781	4	4		

Heavy Duty Dampers required on all units with 7 1/2HP motors and above.

ACCESSORY ITEMS	1	2	3	4	5	ACCESSORY ITEMS	1	2	3	4	5
<input type="checkbox"/>						<input type="checkbox"/>					
<input type="checkbox"/>						<input type="checkbox"/>					
<input type="checkbox"/>						<input type="checkbox"/>					
<input type="checkbox"/>						<input type="checkbox"/>					
<input type="checkbox"/>						<input type="checkbox"/>					

Project: _____ Submitted: _____
 Customer: _____ Approved: _____
 Location: _____