

MODEL LCE (Exhaust) & LCS (Supply) SIDEWALL PROPELLER FAN - BELT DRIVE LEVEL I CONSTRUCTION

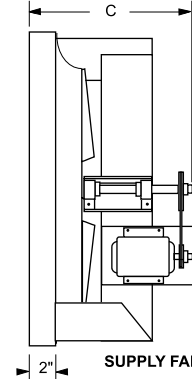
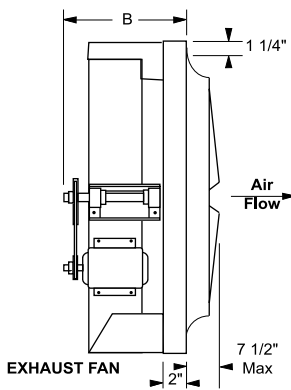
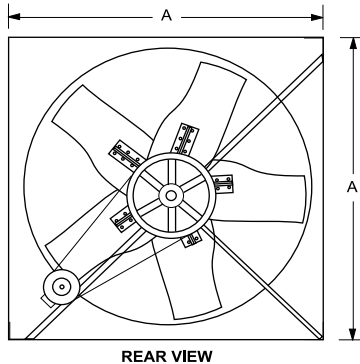


61 A Baywood Road
Toronto, Ontario M9V 3Y8
P: 866.733.0233 / F: 866.358.5346
www.solerpalaucanada.com

Soler & Palau
Ventilation Group



Standard 705
(Optional)



SIZE	A SQ. O.D. PANEL	B EXHAUST	C SUPPLY	APPROX WT.	MAX MOTOR	MATERIAL GAUGE OR THICKNESS				
						SHAFT	PANEL	SUPPORT FRAME	BLADES	HUB SPIDER
20	24	15	23	85	56H	3/4	18	16	18	14
24	30	15	23	90	145T	1	16	12	16	10
30	36	15	24	100	145T	1	16	12	16	10
36	42	15	24	105	145T	1	16	12	16	7
42	48	16	24	110	145T	1	16	12	14	7
48	54	16	24	125	145T	1	16	12	14	7
54	60	20	26	240	182T	1-3/16	14	12	14	1/4
60	66	20	26	285	182T	1-3/16	14	12	14	1/4

CONSTRUCTION AND MATERIAL SPECIFICATION - LEVEL I

Fan panel, support frame, motor & bearing mounts - all welded G90 galvanized steel.

Fan Blades - Die formed G90 galvanized, bolted to hub.

Hub - Die formed steel, epoxy coated, keyed to shaft.

Bearings - Air handling, self aligning, cast iron pillow block with grease fittings, L50 = 200,000 hours average life.

Shaft - Turned, ground and polished, keyed to propeller hub and sheave.

Drives - Cast iron, 150% S.F., single groove and adjustable thru 3HP, keyed to motor and fan shaft.

Belts - Nonstatic conducting, oil resistant, single groove thru 3HP.

FAN SPECIFICATIONS									MOTOR SPECIFICATIONS				
Line	Qty.	Model No.	Tag	CFM	SP	Fan RPM	BHP	Sones	HP	Volts	Phase	Hertz	Encl
1													
2													
3													
4													
5													

ACCESSORY ITEMS					ACCESSORY ITEMS						
	1	2	3	4	5		1	2	3	4	5
<input type="checkbox"/>						<input type="checkbox"/>					
<input type="checkbox"/>						<input type="checkbox"/>					
<input type="checkbox"/>						<input type="checkbox"/>					
<input type="checkbox"/>						<input type="checkbox"/>					
<input type="checkbox"/>						<input type="checkbox"/>					