

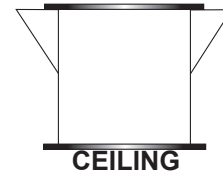
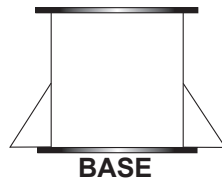
TUBEAXIAL DUCT FANS - DIRECT DRIVE (Model DDT) OPTIONAL MOUNTING ARRANGEMENTS AND ACCESS DOORS



5600 Ambler Drive
Mississauga, Ontario L4W 2K9
P: 866.733.0233 / F: 866.358.5346
www.solerpalaucanada.com

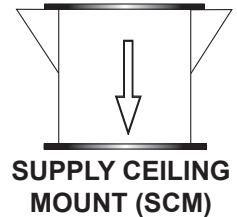
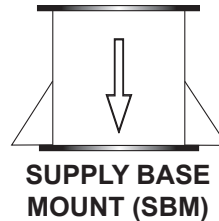
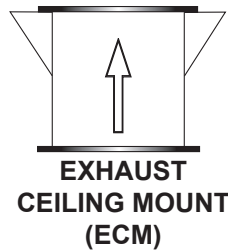
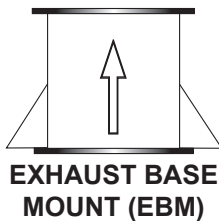


I. VERTICAL HANGING MOUNT

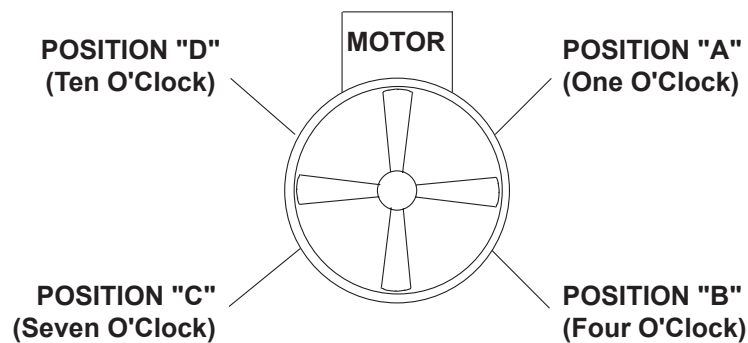


DIRECTIONS FOR ORDERING:

Vertical Hanging mount must be ordered with isolation options unless field provided.




ACCESS DOOR POSITIONS Facing Blade (Exhaust End)



III. PEDESTAL MOUNT

For horizontal floor mounting.
NOTE: Isolator (base) must be ordered w/pedestal base unless field supplied.



II. HORIZONTAL HANGING BRACKETS

For horizontal ceiling mounting.
NOTE: Isolator (hanging) must be ordered w/hanging brackets unless field supplied.

